

## CX-5 Air & Gas Pump



### TECHNICAL DATA

Flow (L/min): 1.0  
Pressure (bar): 0.9  
Vacuum (bar): - 0.4  
Voltage (VDC): 12/24  
Current (mA): 320/170  
Motor Type: Brushless  
Weight (g): 40  
Dimensions (mm): 50×25 Ø

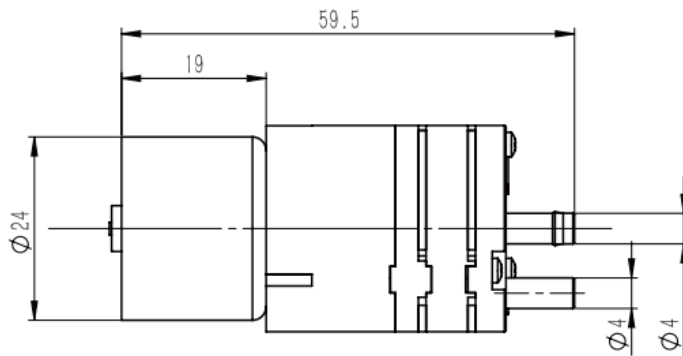
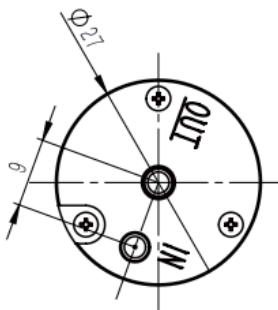
### WIRING INSTRUCTIONS FOR BRUSHLESS MOTOR:

RED: +ve

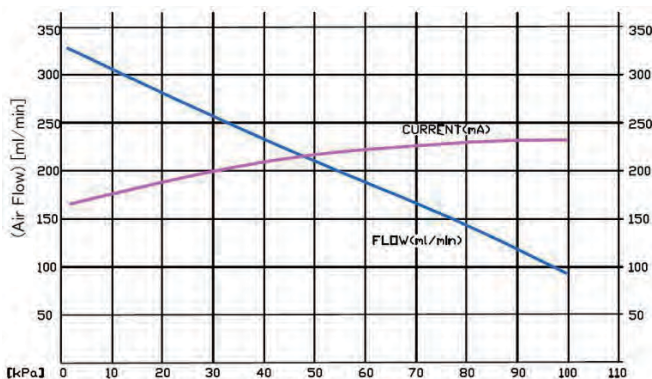
BLACK: -ve

WHITE: PWM (Pulse Width Modulation) 5-20 kHz, 0-5 V

\* Black and White wires may be joined together if PWM function is not needed.



### FLOW RATE: 12 VDC



### FLOW RATE: 24 VDC

